



# Showa Women's University

## Study Guide for International Students

<http://swu.ac.jp/>



### Mariko Bando

President  
Showa Women's University

Showa Women's University has cultivated women of society under the motto "Be a light to the world" since its establishment in 1920. To this day, the university continues to develop world-class female graduates with the ability to achieve their dreams, plus many students study abroad at the Boston Campus as well as in Shanghai and Seoul. At the Setagaya Campus, Tokyo, we are working towards international student learning by providing specialized subjects that can be taken in English, enhancing supplementary Japanese-language classes, and offering programs and dormitory facilities in which they can experience Japanese society and culture firsthand.

# Contents

President's Message

Faculties and Departments

2

Graduate Schools

6

International Student Support

8

Feedback from Exchange Students

10

International Exchange

12

University Admissions

14

Graduate School Admissions

15

Data

16

Women's Education in Japan

17



## The Ever-changing Nature of Showa Women's University

The Ministry of Education, Culture, Sports, Science and Technology selected Showa Women's University for its 2012 Project for Promotion of Global Human Resource Development. Over the next four years, we will expand our English-language learning curriculum and study abroad program. The university will take on a more global nature that presents an even more accommodating learning environment for Japanese and international students alike.

# Faculty of Humanities and Culture

Learning about the language, culture, history, and literature of Japan and of various regions around the world develops a broad perspective and expert knowledge. Students selecting the Department of English Language and Communication are required to study abroad in Boston, Shanghai, or Seoul, depending on which language they choose.



- Department of Japanese Language and Literature  
Key areas of study: Japanese language, Japanese literature, Japanese-language education
- Department of History and Culture  
Key areas of study: History, fine arts and traditional culture, regional and ethnic culture, archaeological and cultural assets
- Department of English Language and Communication  
Key areas of study: English and American literature and culture, English-language studies, English-language education, media communication, business communication
- Department of International Studies  
Key areas of study: English plus one other language, international society, Japanese society, international contribution and global careers

# Faculty of Human and Social Sciences

This faculty encompasses the change of human psychology, the education of the children who will create the future, and welfare—the biggest need of the times. The goal is to provide educational nurturing to women who will then contribute to society, equipping them with a global perspective, discernment, energy, and a well-rounded character.



## ● Department of Psychology

Key areas of study: Clinical psychology, social psychology, developmental psychology, cognitive psychology

## ● Department of Welfare Society

Key areas of study: Social work, welfare careers, child home support

## ● Department of Contemporary Liberal Arts

Key areas of study: Social studies, media studies, global studies

## ● Department of Elementary Education

Key areas of study: Children's education, preschool education

# Faculty of Human Life and Environmental Sciences

We develop the ability to design the environment surrounding our lives, support human health and beauty through diet, and manage our lifestyles from various angles based on scientific rationales.



- Department of Human Environmental Science and Design  
Key areas of study: Design production, architecture and interior design, product design, clothing design management
- Department of Human Health and Design  
Key areas of study: The senses, exercise, dietary science
- Department of Food Science and Nutrition  
Key areas of study: Foodstuffs, nutrition, clinical nutrition



# Faculty of Global Business

As socioeconomic reform and major changes in lifestyles continue, women are set to become even more active in the business world in Japan as in other countries around the globe. We develop global human resources who are capable of taking on the modern business world in this age of women; equipping them with knowledge and skills as businesspeople and developing trustworthiness as individuals. All students study abroad in Boston in their sophomore year and study business English. Additionally, we help students cultivate practical skills during collaborative projects with companies. We offer a new style of learning to help women who wish to engage in lively activities and global jobs realize their dreams.

## ● Department of Business Design

Key areas of study: Global business, business mindset, practical projects, business English



Showa Women's University graduate schools provide educational nurturing to advanced academic researchers and specialists focusing on cultural studies and life sciences.



### ● Graduate School of Letters

Our aim is to develop educated individuals who will be active in and contributing to their field on an international level, researching the world of human-created language and letters.

Master of Arts Program

Department of Japanese Language and Literature

Department of English and American Literature

Department of Language Educational

Communication

Doctoral Program

Department of Literature and Linguistics

### ● Graduate School of Human Life Sciences

We explore better human life concepts as lifestyles become more diverse in modern society.

Master of Arts Program

Department of Human Science and Culture

Department of Psychology

Department of Welfare Society

Department of Education

Department of Environmental Design

Department of Human Science and Design

Doctoral Program

Department of Human Life Science and Culture



## ● Research Institutes

The following institutes support student research activities and have received acclaim from various quarters for their work, including conducting original scholarly activities and presenting new research results:

- Institute of Modern Culture  
We are engaged in comprehensive, interdisciplinary studies of modern Japanese culture, including literature, from the standpoint of food, clothing, and shelter.
- Institute of Women's Culture  
Using an interdisciplinary approach, we explore the contemporary meaning of women's culture, which is closely related to the university's founding principles.
- Institute of International Culture  
We promote international cultural cooperation activities through partnerships with other universities, agencies such as the Agency for Cultural Affairs, groups of engineers, and research institutes.
- Institute of Psychological Studies  
We are engaged in a wide range of research activities extending into the field of general psychology through collaboration with both the university's and graduate school's departments of psychology.



Showa Women's University has various support systems in place to ensure that international students can focus on their studies, lead comfortable lives, and spread their wings in society.

### ● Academic & Lifestyle Support Systems

- Center for International Exchange (CIE)  
CIE assists international students with student life. Feel free to talk to a staff member about immigration procedures, life in Japan, and other issues.
- Class advisors  
Every student belongs to a class or seminar. The class advisor of each class provides support related to courses, student life, career options, relationships with friends, and other issues.
- Japanese-language studies  
Japanese-language classes for international students cover a wide range of material, from basic lessons in writing Japanese, reading newspaper articles, practicing pronunciation, to report writing and business Japanese. In Japanese-language skills classes, Japanese tutors support international students to help everyone improve their abilities.
- English-language studies  
Our extensive English-language curriculum and study abroad programs develop the practical English skills that are required by global society. We aim to improve English-language skills by conducting placement tests, providing support through English-language learning advisors, offering specialized courses in English, and other such means.



- Writing Support Center  
We can help with writing class reports, theses, resumes, job entry sheets, and other written work.

## ● Tuition Assistance

- Tuition reduction for self-financed international students  
Up to 30 percent of the annual tuition can be waived.
- Scholarships  
Several independent scholarships are available in addition to the Japan Student Services Organization Honors Scholarship, including the Hitomi Memorial Scholarship and the Honor Students Scholarship.  
About 60 percent of all international students are currently receiving some kind of scholarship.

## ● Auditor System

There is an auditor system in place for those wishing to enroll in faculties and graduate schools at Showa Women's University. There are half-year and full-year terms. If you require preparation time before taking the entrance exam, please take advantage of this system.

## Feedback from Exchange Students



Second year of Master of  
Arts Program  
Department of  
Environmental Design  
Graduate School of Human  
Life Sciences

**Tran Dieu Linh**

At the graduate school, I assist the professors with various things and gather valuable experience in addition to my class studies. Besides research, I'm doing a part-time job to get experience in Japanese society and earn spending money, and I'm having a grand time seeing things in Japan firsthand.



Sophomore  
Department of Japanese  
Language and Literature  
Faculty of Humanities and  
Culture

**Soo Jung Kwon**

I've been interested in Japanese literature for some time now, and I transferred here with the aim of one day translating a book by Banana Yoshimoto. Showa Women's University will provide support to anyone who has clear goals so that they can achieve them.








Department of Human  
Environmental Science and  
Design  
Faculty of Human Life and  
Environmental Sciences







Yan Chen

The professors at Showa Women's University and the people at the Center for International Exchange are kind and very helpful. The environment makes it easy to make Japanese friends, and we always study and eat together. On days when there are no classes, I go to movies and art museums with my friends. We're very close, and they help me study and teach me about Japanese culture.

### Ms. Yan Chen's Sample Daily Schedule

- 8:05  Leave home
- 9:00–10:30  Drafting Basics
- 10:40–12:10  Drafting Basics
- 12:10–13:10  Lunch at Sofia Cafeteria with friends
- 13:10–14:40  General Japanese C (for international students)
- 15:00–19:30  Do homework and assignments
- 19:30  Go home

### Ms. Yan Chen's Sample Monthly Income/Expenditure

-  Rent: ¥70,000 (50-minute commute)
-  Part-time job: ¥60,000/month
-  Scholarship: ¥20,000/month
-  Expenses: Entertainment, meals, transportation, textbooks, etc.



Showa Women's University has currently concluded exchange agreements with ten universities in eight countries.

In addition, various programs in which participants use English to learn about Japan are available for Japanese-language learners, including those at the beginner level.

### ● Affiliated Schools

- China: Shanghai Jiao Tong University
- South Korea: Seoul Women's University, Hanyang Women's University, Sogang University
- Vietnam: Vietnam National University, Hanoi
- Cambodia: Royal University of Phnom Penh
- Denmark: University College Capital (UCC)
- Australia: University of Queensland
- Poland: University of Warsaw
- Canada: Royal Roads University

### ● Short-Term Programs

These short-term programs for international students make use of the summer break and other holidays. Even beginning learners of the Japanese language can participate. The programs offer an opportunity to experience Japan first-hand through Japanese cultural activities, field trips, and English-language lectures on Japan. At the end of the programs there are multicultural collaboration projects in which international students and Showa Women's University students engage in collaborative learning.

### ● On-Campus International Student Exchange Parties

International student exchange parties are held every year in January, April, and October. Many international students, Japanese students, and members of the faculty attend these parties, which also serve as welcome parties for new students and farewell parties for students that are leaving. International students can share information with each other on classes and living in Japan and talk with senior students and teachers about studying and finding employment, so there are always a lot of international students in attendance.

The Showa Boston Institute for Language and Culture is the overseas campus of Showa Women's University. This campus was established in Boston, one of the world's foremost university towns, ahead of those of other universities in Japan. As a hub for English-language education and international exchange, the Showa Boston Institute follows an English-language curriculum in collaboration with the Setagaya Campus, Tokyo.

Study abroad programs are a requirement of the Department of English Language and Communication, the Department of International Studies, and the Department of Business Design even if you are an international student. There is also a 15-week spring/autumn Boston program (one semester), Boston summer session (one month), and Boston Japanese culture program (two weeks) for students of other departments, so every student has the opportunity to study at the Showa Boston Institute. In addition to English-language skills, you can learn about Japan from an American perspective through experiences with American cultural activities and American society. Studying abroad in Boston can also be used as a step to pursue study abroad programs at various universities around the world.



Visit [www.showaboston.org](http://www.showaboston.org) for more information.

## ● Information on the General Entrance Examination for Self-financed International Students

Every step of the entrance examination from the application to the examination itself is conducted in Japan, and the exam is only available in Japanese. Applicants must have taken the Examination for Japanese University Admission for International Students (EJU) or passed at least the N2 level of the Japanese-Language Proficiency Test.

## ● Selection Method

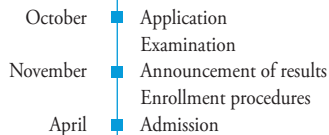
Applicants will be judged according to an overall assessment of their application documents and their performance on the written examination and interview.

## ● Process Up to Admission

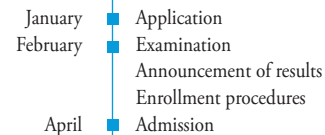
Arrive in Japan

6 mths.–1 year ■ Japanese-language institute

General entrance examination schedule (October)



General entrance examination schedule (February)



Transfer examinations are also conducted. Visit the website for details on applicant qualifications and other matters (Showa Women's University top page [Japanese version] → 受験生の方へ [To Test Takers] → 大学入案内 [University Admissions Guide]).

The application guidelines (in Japanese) are also available as a PDF on the website.





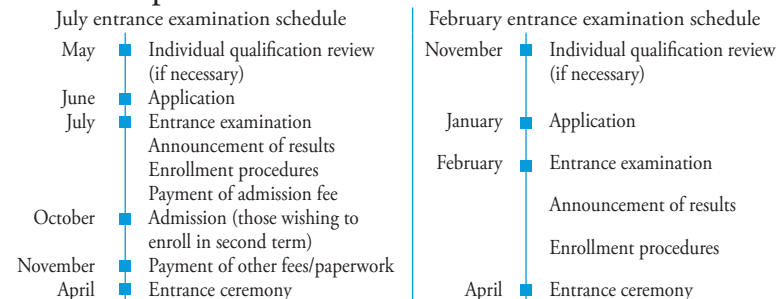
## ● Information on the Graduate School Entrance Examination for Self-financed International Students

Applicants must have passed level N1 of the Japanese-Language Proficiency Test.

## ● Selection Method

Applicants will be judged according to an overall assessment of their application documents and their performance on the written and oral examinations.

## ● Process Up to Admission



Visit the website for further details

(Showa Women's University top page [Japanese version] → 受験生の方へ [To Test Takers] → 大学院入案内 [Graduate School Admissions Guide]).

There are also various events for people thinking of enrolling to get to know Showa Women's University and ask questions, including educational advancement guidance and open campus events. Visit the website for further details (Showa Women's University top page [Japanese version] → 受験生の方へ [To Test Takers] → 大学入案内 [University Admissions Guide]).



## ● No. of international students by country

China	28
South Korea	20
Taiwan	1
Vietnam	3
Mongolia	1
UK	1
Cambodia	1
Nepal	1
Total	56

## ● Undergraduate Program

Faculty of Humanities and Culture	2,065 (33)
Faculty of Human and Social Sciences	1,533 (8)
Faculty of Human Life and Environmental Sciences	1,399 (1)
Undergraduate Program	4,997 (42)

## ● Graduate School

Graduate School of Letters	36 (8)
Graduate School of Human Life Sciences	118 (6)
Graduate School	154 (14)

As of October 31, 2012  
(No. of international students)

## Sumi Nishikawa

Professor, Department of Japanese Language and Literature

Director, Center for International Exchange

There are numerous women's universities in Japan. Many of them are educational institutions with histories and traditions that from the time of their founding have sought to provide women with a specialized education. The predecessor of Showa Women's University, the Japan Women's Institute, was founded in 1920. Amid a post-World War I environment in which many people were mired in adversity, the founder's desire was to provide educational nurturing to women so that they would not lose their way, and instead become women who would use their strengths for the betterment of the world. Showa Women's University has consistently upheld this tradition, and will soon celebrate its 100th anniversary.

When someone hears of a women-only university, they may be tempted to think that it is a university focused on turning out good, dutiful wives and wise mothers. In reality, however, female students run all of the student organizations, so compared to co-educational universities there are actually more opportunities for women to be involved, and they are able to develop the leadership and organizational skills required in society. While capitalizing on women's distinctive characteristics and maintaining traditions, the goal of education at this university is cultivating talented people with the flexibility to respond sensitively to emerging trends.

## Campus Location



Showa Women's University is situated in the heart of Tokyo, the capital of Japan. It is conveniently located a seven-minute walk away from Sangenjaya Station, and just two stops (about five minutes) from Shibuya, a popular gathering place for young people.

<http://cie.swu.ac.jp/>



### Showa Women's University (Center for International Exchange)

Address: 1-7-57 Taishido, Setagaya-ku,  
Tokyo 154-8533

Tel: 03-3411-5249

Fax: 03-3411-6973

URL: <http://swu.ac.jp/>